




# 5P6R


### Technical Features

- Ambient Air Temperature: ..... 50°C
- Max. Water Temperature: ..... 42°C
- pH-Range: ..... 4-9
- Class of insulation: ..... IPX5
- Type of motor enclosure: ..... F
- Rpm (min-1): ..... 2850



# 5P6R

## Swimming Pool Pumps



**High efficiency, low maintenance and maximum performance – all the features demanded by today's pool owners.**



The 5P6R has our new Quick-Lock™ trap cover ring and 63mm connection unions to glue. Available in single- and three phase models, with ratings from 0,55kW to 2,20kW.

### Features

- Heavy-duty Motor  
The single and three phase motor is build according to European CE standards with IPX5 protection.
- Typical Installation  
In-ground pools, pool/spa combinations, in-ground spas, fountains and water features
- Quality Construction  
Durable one-piece pump housing constructed of Dura-Glas® - Sta-Rite's industry leading glass-reinforced composite resin.
- Fast Cleaning  
New Quick-Lock™ trap cover ring permits fast access to stainer basket. Large 'see-thru' lid makes it simple to check for debris.
- Strong, Sturdy Base  
Specially-designed base dampens sound and vibration, making the 5P6R one of the quietest pumps in its class.
- Self-priming Suction  
Lift up to 4,5 meter above water level.
- Easy-to-Install  
63mm connection unions to glue. 2" ports include external and internal threads for more plumbing options.
- Superior Hydraulic Design  
Moves larger volumes of water, resulting in lower operating costs.
- Noryl® Impeller  
Withstands the toughest water environments.



Model	Flow Rate at 8 m height	kW	Motor Voltage
5P6RE-1	20	0,75	220-240
5P6RE-3	20	0,75	380-420
5P6RF-1	24,5	1,10	220-240
5P6RF-3	24,5	1,10	380-420
5P6RG-1	29	1,50	220-240
5P6RG-3	29	1,50	380-420
5P6RH-1	34	2,20	220-240
5P6RH-3	34	2,20	380-420

DISTRIBUTION:

