

AQUASparkle

The Complete Spa Care guide

- from the spa people who understand

www.aquasparkle.co

Introduction

Your spa will provide you with your own personal haven of relaxation and therapy; it will be a refuge away from the stresses and strains of everyday life and a place where you can spend quality time with loved ones and friends. To keep your spa water healthy, clean and inviting it is very important that you treat it correctly and regularly with chemicals that will keep the water balanced, kill and prevent bacteria growth and remove non-filterable wastes. This guide is produced to help understand spa maintenance and in particular water treatment using chlorine or bromine based sanitisers (disinfectants) and explains the importance of establishing and maintaining the correct chemical levels.

At the back of the guide there is a section on spa and chemical safety, please read this thoroughly before you begin using or treating your spa and always read and follow the instructions that are printed on the chemical containers before application.

Thank you for choosing AquaSParkle as your water treatment products.

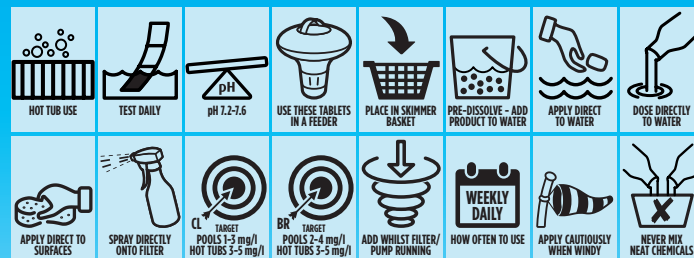


CONTENTS

Introduction	1
The seven important aspects of spa maintenance	2
Circulation and filtration	2
Test your spa water	3
Balance your spa water	4 - 5
Sanitise your spa water	6 - 7
AquaSParkle O ₂ Gentle	8
Oxidise your spa water	9
Cleaning / Draining & refilling	10
Speciality treatments for your spa water	11
inSPAration liquids and crystals scents	12
Safety / Problem solving chart	13
Warning & danger hazards	14

Product User Icons

We have created these new user-friendly icons to help with the use and application of AquaSParkle products.



The seven important aspects of spa maintenance

There are seven important aspects of spa maintenance that are essential in keeping your spa water safe, healthy and inviting, these are:

- **Circulation and Filtration**
- **Testing**
- **Water Balance**
- **Sanitising**
- **Oxidising**
- **Cleaning**
- **Draining and Refilling**

Before covering each of the above important aspects we should look at what you need to do after first filling your spa with fresh water.

INITIAL FILL WITH FRESH WATER

Before leaving the factory, portable spas will have been tested for leaks. This involves filling the spa with water and running it for a while before emptying and packing it ready for shipping. Although the spa has been emptied, there will still be some water left in the pipework that will be there when the spa is delivered to you. It is possible that this residual of water could have grown harmful bacteria, including Legionella, so it is important that the spa is dosed with a high level of sanitiser immediately after it is first filled with fresh water and before the electric supply to the spa is switched on. The level of sanitiser dosed should be sufficient to achieve a level of 50mg/l, then circulated for a minimum of an hour (or 20mg/l and circulated for a minimum period of 2.5 hours) – see table below for guidance of quantities required. Once the sanitiser has been applied, leave the spa for 10 minutes then switch the electric supply on and run all pumps for a period of 15-20 minutes, opening all air control valves. If your spa is fitted with them, operate all diverter valves to ensure that the water flows through all the spa jets and pipework. Finally, if your spa has an air blower fitted switch it on and let it run for a few minutes. After the one or two and a half hour time period has passed you can reduce the sanitiser level to the normal operating levels, see pages 6 - 7.

Please note that the above also applies if you drain the spa and leave it empty for a period of time before refilling and re-commissioning it. Choose one of the following sanitiser options shown in the table opposite:

Spa volumes		Stabilised Chlorine Granules to introduce a level of		Bromine Granules to introduce a level of		Rapid Shock** to introduce a level of	
Litres	Gallons	20mg/l*	50mg/l*	20mg/l*	50mg/l*	20mg/l*	50mg/l*
500	110	18g	45g	27g	67g	15g	37g
1,000	220	36g	90g	54g	135g	29g	72g
1,500	330	55g	137g	80g	200g	44g	110g

* ppm = mg/l

** Our suggested option

Circulation & filtration

The equipment supplied with spas varies from make-to-make but all spas have at least one pump and a filtration system. It is the pump that creates the flow (circulation) of water to and from the spa and built into the circulation will be the filter. As the water circulates through the filter, particles are removed and collected within the filter media. The combination of removal of particles by the filter and good chemical water treatment is essential to keep your spa water clear, clean and healthy.

Please be guided by the instructions within the manufactures manual supplied with your spa as to the ideal circulation running times for your particular make of spa. It is likely that the circulation of your spa will be taken care of automatically by the spa management systems.

Most spas are supplied with a cartridge filter, which will contain a cartridge element that removes particles from the water. The cartridge element will also collect oils and greases and over time the collection and retention of debris will begin to impair the filter efficiency and reduce the speed at which the water flows around the circulation system. It is therefore necessary to chemically clean cartridge elements typically every 4 – 6 weeks using either AquaSParkle Immerse or Cartridge Cleaner. Or for a rapid intermediate clean use AquaSParkle Instant Filter Cleaner. See page 10 for further information.

Testing your spa water

Regularly testing your spa water is an essential part of spa maintenance, as without testing you will have no idea what the chlorine or bromine, pH, total alkalinity and calcium hardness levels are. For the testing of domestic spas, test strips or pooltesters are normally used. It is important that you test your spa water regularly, ideally every day.

AQUASPARKLE/BLUE HORIZONS TEST STRIPS

There is a choice of three different AquaSPARKle/Blue Horizons strips:

- 3-Way Test Strips that enable you to test free chlorine or bromine, pH & total alkalinity
- 4-Way Test Strips that enable you to test free chlorine, bromine, pH & total alkalinity
- 6-way Test Strips that enable you to test free chlorine or bromine, total chlorine, pH, total alkalinity, calcium hardness and cyanuric acid.
- 3-way Aquablanc Test Strips (mps). Compatible with AquaSPARKle O₂ Gentle.

Although not as accurate as using a test kit, test strips are very quick and easy to use and take the 'chore' out of testing your spa water. Simply take a test strip from the pot, dip it into your spa water and remove immediately, hold level (being careful not to shake off the excess water), wait for the prescribed length of time and then compare the colour of the pads with the colours printed on the test strip pot.



POOLTESTERS

Pooltesters are test kits that use reagent tablets to determine the chlorine, bromine or pH levels. Take the pooltester to the spa and turn it upside down, lower it into the spa water to about an elbows depth and then turn it the correct way up so that it fills up with water. Once full of water put the kit on a level surface and add a Phenol Red tablet to test the pH level and a DPD No.1 tablet to check the free chlorine/bromine level.



For more comprehensive water testing, including total dissolved solids and metals, take a spa water sample to your AquaSPARKle Dealer who will be pleased to assist you.

Balance your spa water

Establishing and maintaining the correct water balance is important for a number of reasons:

- **Chemical efficiency**
- **Bather comfort**
- **Protection of spa and spa equipment**
- **Water quality and appearance**
- **Makes it easier and less time consuming to look after the spa**

Some people believe that keeping the right pH is all that is needed to achieve the correct water balance; this isn't the case and although pH is important there are other factors that also need to be considered. In the table below we have illustrated the properties that make up water balance and the ideal levels that should be maintained.



Ideal Spa Water Levels

Calcium Hardness	Total Alkalinity	pH	Total Dissolved Solids
100 - 200mg/l	80 - 150mg/l	7.2 - 7.6	Less than 1500mg/l

CALCIUM HARDNESS

Calcium hardness (or total hardness) is the measure of how hard or soft the water is. The level will vary depending on where your water supply comes from, for example in some parts of Scotland the water is very soft and in parts of Kent the water can be very hard. The hardness depends upon the amount of mineral salts (mainly calcium) that are dissolved in the water and the more salts there are the harder the water is.

Problems Associated with incorrect Calcium Hardness Levels

Low calcium Hardness less than 100mg/l	High calcium Hardness more than 200mg/l
<ul style="list-style-type: none"> • Corrosive water • Etching of surfaces • Staining • Foam 	<ul style="list-style-type: none"> • Scale formation • Filter calcification • Cloudy water

If the calcium hardness of your spa water is less than 100mg/l then it should be increased using AquaSParkle Spa Hardness Plus, details of dose rates can be found opposite:

AquaSParkle Spa Hardness Plus Dose Rate Table

Spa volumes		To increase Calcium Hardness by		
Litres	Gallons	10mg/l	25mg/l	50mg/l
500	110	7g	19g	38g
1,000	220	15g	38g	76g
1,500	330	23g	57g	114g

If the calcium hardness of your spa water is greater than 200mg/l then AquaSParkle Spa ScaleAway should be used to help prevent scale deposits within the filter, heater, pipework and on spa surfaces.

Balance your spa water

TOTAL ALKALINITY

Total alkalinity is a measurement of the water's ability to resist pH change. If the total alkalinity is low then the pH can fluctuate making it difficult to control and maintain at the ideal level. If the total alkalinity is high then the pH can be difficult to change and will keep rising. A high total alkalinity can also lead to the formation of a bicarbonate scale on spa surfaces, within pipework and support equipment.

If the total alkalinity of your spa water is below 80mg/l it should be increased using AquaSParkle Spa T.A. Plus, the table below indicates the dosage quantities required:

AquaSParkle Spa TA Plus Dose Rate Table

Spa volumes		To increase Total Alkalinity by		
Litres	Gallons	10mg/l	25mg/l	50mg/l
500	110	9g	22g	45g
1,000	220	18g	45g	90g
1,500	330	27g	68g	135g

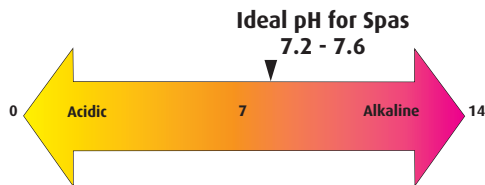
If the total alkalinity of your spa water is above 150mg/l then AquaSParkle Spa pH Minus can be used to lower it. When applying Spa pH Minus to lower total alkalinity levels, the product should be pre-dissolved and then 'slug' dosed (dumped) into one area of the spa. The dose rates are indicated below:

AquaSParkle Spa pH Minus Dose Rate Table (for total alkalinity reduction)

Spa volumes		To reduce Total Alkalinity by		
Litres	Gallons	10mg/l	25mg/l	50mg/l
500	110	12g	30g	60g
1,000	220	24g	60g	120g
1,500	330	36g	90g	180g

pH

pH is a measure of how acidic or how alkaline (not to be confused with total alkalinity) the water is.



As you can see from the above diagram the pH scale is 0 to 14, with 0 being very acidic and 14 very alkaline. pH 7 is neutral and for spas the pH should be maintained between 7.2 and 7.6, this being slightly alkaline protects the spa and support equipment from aggressive, corrosive water and is comfortable for bathers.

Problems Associated with incorrect pH Levels	
pH below 7.2	pH above 7.6
<ul style="list-style-type: none"> • Corrosive water • Etching of surfaces • Staining • Skin & eye irritation • Damage to spa equipment 	<ul style="list-style-type: none"> • Scale formation • Filter calcification • Cloudy water • Drying to skin • Reduced effectiveness of chlorine

If the pH of your spa water is either low or high it should be corrected using AquaSParkle Spa pH Plus or AquaSParkle Spa pH Minus. The following table will help you calculate the dose rate to suit your spa:

AquaSParkle Spa pH Plus Dose Rate Table (to increase pH)

Spa volumes		Dose Rates	
Litres	Gallons		
500	110	5g	Re-check pH after
1,000	220	11g	30 minutes & repeat
1,500	330	17g	dose if needed

AquaSParkle Spa pH Minus Dose Rate Table (to lower pH)

Spa volumes		Dose Rates	
Litres	Gallons		
500	110	5g	Re-check pH after
1,000	220	11g	30 minutes & repeat
1,500	330	17g	dose if needed

TOTAL DISSOLVED SOLIDS (T.D.S.)

T.D.S is, as the name suggests, the sum of everything that is dissolved in the water including minerals, chemicals and debris. The maximum recommended T.D.S level is 1,500mg/l. When the level rises above this it is time to empty and refill the spa.

High T.D.S. levels lead to:

- Corrosion
- Poor chemical efficiency
- Increased chemical consumption
- Dull looking water
- Salty tasting water

Sanitise your spa water

The reason that sanitisers are used in spas is to ensure that the water is healthy by preventing and killing bacteria. This is achieved by continuously and consistently maintaining a level of sanitiser (disinfectant) in the water with either chlorine or bromine.

CHLORINE

Chlorine is a commonly used chemical to achieve satisfactory bacteriological and chemical purity in spas. It must be present in the 'free' form to kill bacteria and oxidise organic matter derived from bathers. Provided the water is balanced, see pages 5 - 6, chlorine levels of between 3.0 to 5.0mg/l are sufficient to maintain healthy, clean water. A well managed chlorine treated spa will have no odour and levels of chloramines (combined chlorine) of less than 0.5mg/l.

Combined chlorine is created as a result of a reaction between free chlorine and organic matter and is mostly produced when the water is not being treated adequately. This can cause excessive 'chlorine' odour.

AquaSParkle makes it easy for you to maintain your sanitiser level by giving you a choice of products to suit your spa situation, preferred dosing method and budget.

EZY FLOAT

Ezy Float is a solution for many hot tub and pop up pool users who call the CPC technical support team. A disposable prefilled floater that delivers an easy and safe way of treating your water.

We have taken 4 x 20g chlorine tablets and packed them in a disposable floater which is individually wrapped so your customers just peel off and place in the hot tub water.

Ideal for use in pop-up pools, inflatable spas or as a holiday treatment.



AQUASPARKLE SPA STABILISED CHLORINE GRANULES

A traditional granular chlorine that is popular with spa owners as it gives dose rate flexibility. These granules are rapid dissolving making pre-dissolving and application easy. The granules have a pH value of about 6.0 – 7.0, which is fairly close to the ideal spa water pH level and so will have little effect on the pH level of your spa water.

AquaSParkle Spa Stabilised Chlorine Granules Dose Rate Table

Spa volumes		Stabilised Chlorine Granules to increase level by		
Litres	Gallons	1mg/l	2mg/l	3mg/l
500	110	1g	2g	3g
1,000	220	2g	4g	6g
1,500	330	3g	6g	9g

AQUASPARKLE SPA MULTIFUNCTIONAL 20G CHLORINE TABLETS

AquaSParkle Multifunctional Chlorine Tablets should be dosed via a floating dispenser. When set up correctly your floating dispenser will dispense the correct amount of chlorine into the spa to maintain the ideal level between 3.0 to 5.0mg/l and all you need to do is top up the floating dispenser with new tablets as and when required. This makes maintaining the sanitiser level in your spa very straightforward. When using a floating dispenser remember to remove it from the spa and place it on a non-bleachable surface while people are bathing.

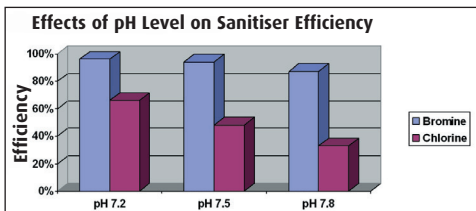
Please note Spa Multifunctional Chlorine Tablets are designed to maintain chlorine levels (as they are slow dissolving), so before using them the correct chlorine level should be established using AquaSParkle Spa Stabilised Chlorine Granules.

Sanitise your spa water

BROMINE

Bromine is similar to chlorine in its effectiveness as a sanitiser but there are some important differences that make it an ideal product for using in a spa:

- Bromine tablets should be dosed into the spa via a floating dispenser.
- Bromine retains better levels of efficiency over a wider pH band than chlorine, see chart opposite, which makes it ideal for spas as the pH can fluctuate a fair amount.



AQUASPARKLE BROMINE POD

AquaSParkle Bromine Pod provides continuous in-line sanitation by producing active bromine to kill bacteria and potentially harmful organisms. The AquaSParkle Bromine Pod has made caring for your hot tub water even easier. The in-line Bromine Pod delivers enough bromine directly into your hot tub water without the need to handle chemicals and deliver consistent sanitiser dosing. All combining to make your hot tub experience more enjoyable than before with clearer safer water.

The AquaSParkle Bromine Pod fits a wide range of filters and is easy to use with variable output settings and is compatible with most existing in-line dosing systems.



AQUASPARKLE SPA BROMINE GRANULES

AquaSParkle Spa Bromine Granules are a highly effective sanitiser formulated to kill and prevent bacteria and algae growth in a spa. Being a granular product it is easy to vary the dose rate to suit requirements. These granules have a fairly neutral pH so won't upset the water balance.

AquaSParkle Spa Bromine Granules Dose Rate Table

Spa volumes		Bromine Granules to increase level by		
Litres	Gallons	1mg/l	3mg/l	5mg/l
500	110	1g	4g	6g
1,000	220	3g	9g	13g
1,500	330	4g	13g	19g



AQUASPARKLE SPA BROMINE TABLETS

AquaSParkle Spa Bromine Tablets should be dosed via a floating dispenser. When set up correctly your floating dispenser will dispense the correct amount of bromine into the spa to maintain the ideal level between 3.0 to 5.0mg/l and all you need to do is top up with new tablets as and when required. This makes maintaining the sanitiser level in your spa very straightforward. When using a floating dispenser remember to remove it from the spa and place it on a non-bleachable surface while people are bathing.

Please note Spa Bromine Tablets are designed to maintain bromine levels (as they are slow dissolving), so before using them the correct bromine level should be established using Spa Bromine Granules.



AquaSParkle O₂ Gentle

The AquaSParkle O₂ Gentle system provides a complete water treatment regime to help keep your spa water in top condition. This gentle and soft active oxygen treatment offers you a chlorine and bromine free alternative for effective sanitisation of your hot tub water. The fast dissolving formula provides luxurious water quality with low chemical odours and is also more gentle to skin and hair than traditional disinfectants. The 2-part system, consisting of O₂ Gentle Granules & Liquid couldn't be easier to use. Apply O₂ Gentle Liquid once a week and O₂ Gentle Granules prior to bathing, following the 3 easy steps opposite. The O₂ Gentle system is also available as a comprehensive starter kit.



Kit contains: 1kg O2 Gentle Granules, 0.5ltr O2 Gentle Liquid, 500g pH Plus, 1 x Spa Fusion, 3 Way Aquablanc Test Strips, 10ml Scoop, 50ml Measuring Cup and an easy to follow guide.

THREE EASY STEPS FOR PERFECT CHLORINE FREE SPA WATER

1

STEP 1 – INITIAL DOSE

AquaSParkle O₂ Gentle Initial Dose: Once you have commissioned your hot tub, apply an initial dose of O₂ Gentle Liquid and Granules to your hot tub. Allow 5 minutes for the O₂ Gentle products to circulate before using your spa.

2

STEP 2 – ONGOING

Prior to spa use: Prior to using your spa, add 15g (approx. 1 blue scoop) of O₂ Gentle Granules per 1,000 litres of spa water directly into the spa with the pump(s) running. Allow 5 minutes for the granules to dissolve before using your spa.

3

STEP 3 – WEEKLY

AquaSParkle O₂ Gentle is a dual-action system requiring a weekly top-up dose of AquaSParkle O₂ Gentle Liquid. Add the required amount of O₂ Gentle Liquid directly into the spa with the pump(s) running. Allow 5 minutes for the liquid to circulate before using your spa.

Oxidise your spa water

Regularly oxidising spa water, ideally weekly, will pay dividends in the prevention of water problems. Bather wastes such as perspiration, urine and cosmetics can build up in spa water providing nutrients for bacteria and algae. A weekly oxidising treatment or shock dose will destroy these wastes and help maintain comfortable bathing conditions.



AQUASPARKLE SPA FUSION

Spa Fusion is the ultimate product for regular oxidisation of hot tub water. Supplied in a convenient 35g sachet, this powerful oxidiser not only destroys bather wastes but also clarifies the water. This gives you water that looks great and is comfortable for bathers. As Spa Fusion is supplied in a pre-measured sachet, this makes application very easy. Simply cut the corner of the sachet with scissors and carefully broadcast the contents over the spa surface. No pre-dissolving is required. One 35g sachet is sufficient to treat spas up to 1,500 litres.

AQUASPARKLE SPA NON CHLORINE SHOCK GRANULES

A granular product that is ideal for the regular oxidation of spa water as it will destroy organic waste and chloramines without increasing the chlorine level. These granules can be used for chlorine or bromine treated spas.



AquaSparkle Spa Non Chlorine Shock Dose Rate Table

Spa volumes		Weekly Dose
Litres	Gallons	
500	110	5g
1,000	220	11g
1,500	330	17g

AQUASPARKLE SPA RAPID SHOCK GRANULES

A fast dissolving un-stabilised chlorine granule used for the oxidation of spa water, which will eliminate bather wastes and contaminants. Supplied with a 10ml measuring scoop.



AquaSparkle Spa Rapid Shock Dose Rate Table

Spa volumes		To increase chlorine level by		
Litres	Gallons	5mg/l (ppm)	10mg/l (ppm)	20mg/l (ppm)
500	110	3g	7g	15g
1,000	220	7g	15g	29g
1,500	330	11g	22g	44g

Cleaning

Floating debris such as suntan lotion, cosmetics, grass and insects will collect on the water surface and spa sides providing a source of food for bacteria and algae. A weekly clean around the waterline using AquaSParkle Spa Surface Cleaner will easily remove unsightly waterline deposits.

AQUASPARKLE SPA SURFACE CLEANER

Specially formulated for use in spas this cleaner is easy to apply using a brush, sponge or cloth. Before applying Surface Cleaner ensure the area to be cleaned is wet then dispense a little on to the brush, sponge or cloth and gently apply it to the waterline, leave for a couple of minutes and then rinse area with plenty of water. Rubber gloves must be worn when using this product. After draining and before refilling the spa, Surface Cleaner should be used to clean all internal spa surfaces.

AQUASPARKLE INSTANT FILTER CLEANER

Use AquaSPARKle Instant Filter Cleaner as part of a regular cleaning routine for your hot tub filter cartridges. Instant Filter cleaner will rapidly remove grease and oil from the filter cartridges so should be used on a fortnightly basis or more frequently if your hot tub sees heavy use. Remove filter(s) from filter compartment and hose down with fresh water to remove loose matter. Thoroughly spray filter(s) with Instant Filter Cleaner taking care to penetrate veins with product. Leave the filter(s) to stand for 15 minutes then hose down thoroughly with fresh water. Always wear protective gloves & eye protection when applying this product. The regular chemical cleaning of filter cartridges will help promote sparkling spa water that is easier to maintain.

AQUASPARKLE IMMERSE

Filter media (usually a cartridge element) should be chemically cleaned regularly. Immerse has been designed to remove the grease and oils. This convenient 2 x 50g sachet is the ideal product to clean filter cartridges. Add Immerse into a clean plastic bucket containing clean water and stir well. Hose the cartridge to remove any loose debris, and then soak it in the cleaning solution for at least 8 hours. After soaking the cartridge rinse it thoroughly with fresh water and if possible allow it to dry before returning it to the spa.



AQUASPARKLE HOT TUB CONDITIONER

Supplied in a convenient 120ml one-treatment sachet containing a blend of compounds which enhance the quality and feel of the water, reduce chemical consumption and prevent Biofilm formation in the pipework. Also contains lavender oil for an enhanced bathing experience.



AQUASPARKLE SPA CARTRIDGE CLEANER

This highly effective traditional cartridge cleaner is used in a similar way to Immerse (see opposite or product label for full details). It can also be used to clean spa sand filters.

Periodically, usually prior to draining and refilling your spa, it is advisable to purge the spa pipework of grease and grime that can build up over time. These pipework deposits can be an ideal breeding ground for bacteria if not chemically treated and removed.

AQUASPARKLE HOT TUB FLUSH

Hot Tub Flush has been especially formulated to remove build-up of soap & oil deposits in spa plumbing. This product should be used just prior to draining out your spa. Dose directly into the spa skimmer basket with the pumps running. Leave for a minimum of 12 hours then drain down and refill spa with fresh water.

Draining & refilling

This is an important part of any spa management programme. Over time spa water can become 'stale' as it absorbs minerals, chemicals and other soluble materials that cause the total dissolved solids level (T.D.S.) to increase, see page 5. When the T.D.S. level reaches 1,500mg/l it is time to drain the water out of the spa and refill it with fresh new water. As a broad guide a spa will need draining and refilling every 2 – 3 months. After draining and before refilling it is a good idea to clean all the spas internal surfaces with AquaSParkle Spa Surface Cleaner and clean the cartridge element with AquaSPARKle Immerse, Instant Filter Cleaner or Spa Cartridge Cleaner. Remember, if the spa is going to be left empty for a period of time prior to refilling, it should be treated with a high dose of sanitiser before being switched back on, see page 2.

Speciality treatments for your spa water

In addition to the water treatments that have already been covered there are a couple of other products that may be needed from time to time, or you can include them within your routine spa management to prevent problems.

CLOUDY WATER

Spa water can become cloudy for a number of reasons:

- Incorrect water balance
- Poor or insufficient filtration (filter needs cleaning)
- Low levels of sanitiser
- A build-up of bather wastes

AquaSParkle Spa Sparkle will quickly restore water clarity, but before using it you should ensure that:

1. The water is correctly balanced – see section on Balancing Your Spa Water
2. The circulation and filtration system are operating correctly and the filter is clean.
3. The sanitiser level is being maintained within the ideal range – see the Sanitise section

Once you are satisfied that the above conditions have been met then AquaSParkle Spa Sparkle can help speed up the clarifying process.

AQUASPARKLE SPA CLARITY CUBES

This new product to our AquaSParkle range is ideal for restoring water clarity & sparkle to your hot tub and swim spa.

Benefits include:

- Rapid dissolving spa gel cube
- Clears spa water fast
- Economical - One month's treatment per pack



AQUASPARKLE SPA SPARKLE

A clarifier in liquid form that can be used with all types of filtration systems. Spa Sparkle is added directly to the spa water with the pump running. Once applied it collects small particles and binds them together making larger particles that are much easier for the filter to remove. Regular small doses of this product are all that are required to keep spa water looking crystal clear.

AquaSParkle Spa Sparkle Dose Rate Table

Spa volumes		Dose Rates	
Litres	Gallons	Initial Dose	Weekly
500	110	25ml	12ml
1,000	220	50ml	25ml
1,500	330	75ml	38ml

DEALING WITH FOAM

From time-to-time it is likely that foam will form on the water surface. This is usually caused by remnants of detergents left in bathing costumes after they have been washed. If possible it is always a good idea to encourage spa bathers to shower, with their costumes on, before using the spa as this will not only help in removing detergents but will also remove cosmetics and lotions from the body. If foam does appear on the water surface it can easily be destroyed by using AquaSParkle Spa FoamAway.

AQUASPARKLE SPA FOAMAWAY

Used to prevent and destroy unsightly foam on the surface of spa water this fast acting product quickly breaks the foam down. It comes in a liquid form that can be added directly to the spa water.

AquaSParkle Spa FoamAway Dose Rate Table

Spa volumes		Dose Rates	
Litres	Gallons	Initial	Weekly
500	110	50ml	25ml
1,000	220	100ml	50ml
1,500	330	150ml	75ml

AQUASPARKLE SPA SCALEAWAY

A liquid which will help prevent scale deposits caused by mineral precipitation which can build up rapidly on spa surfaces due to high water temperatures. Dose weekly to prevent scale deposits within the filter, heater, pipework and on spa surfaces.

AquaSParkle Spa ScaleAway Dose Rate Table

Spa volumes		Dose Rates	
Litres	Gallons	Initial Dose	Weekly
500	110	13ml	7ml
1,000	220	25ml	15ml
1,500	330	38ml	23ml



Enhance your spa experience with inSPAration liquids and crystals scents

For many years CPC has looked for a partner to compliment the market leading range of water treatment products to further develop their commitment to enhancing the hot tub experience. We are proud to join forces with inSPAration as their appointed direct UK partner. All products are tested by Dupont and Aristech Chemical to ensure they are completely water soluble and harmless to any pool, hot tub or bath. The blends have been tested to be safe on filters, acrylic, equipment and water quality. InSPAration was the first aromatherapy company to hit the market for the pool, spa and hydrotherapy world.

inSPAration RX CRYSTALS

The inSPAration RX Crystals range consists of six fragrances and are made with Epsom Salt (Magnesium Sulphate) and Spa Salt and are available in 553g Jars and a 141.7g SpaBomb.

- Enhance your hot tub experience with a soothing fragrance
- Some scents can have a profound influence on our mood
- Hot Tub fragrances can have a positive effect on physical and mental health

inSPAration RX LIQUIDS

inSPAration Aromatherapy fragranced RX Liquids are a specially blended formula that features natural extracts, vitamins, and moisturisers that will enhance skin and stimulate the senses. All combined to create a rich soothing aromatherapy experience while at the same time leaving your skin soft and moisturised.

- Wide variety of fragrances for any mood and occasion
- Has proprietary blends formulated for hot tub use
- Oil-free formula which will have no effect on water chemistry, will not clog filters, foam or leave any unwanted residue

inSPAration SPABOMBS

SpaBomb's are the clean, therapeutic, fizzing bomb that will not cloud, foam or leave any unwanted oily residues in the water.

- SpaBomb's, the clean, therapeutic, fizzing bomb
- Contains all the benefits of the inSPAration RX Crystals in a fizzing bomb
- Easy to use
- Ideal gift for the one you love

inSPAration HYDRO THERAPIES SPORT RX CRYSTALS & LIQUIDS

- Take relaxing in your hot tub to the next level in aromatherapy, with a choice of six liquids and six crystal options in our hydro therapy range
- Soak away your aches and pains, while relaxing and soaking in the Hydrotherapies Sport RX
- Perfect for the active lifestyle or anyone who wants to experience the next level in medicinal body treatment



Safety

GENERAL SPA SAFETY

- Do not allow water temperatures to exceed 40°C (lower for children)
- Never leave children unattended in the spa
- Do not overload the spa
- Never use inappropriate electrical equipment in the spa or close to the spas edge
- Never allow diving or jumping into the spa
- Don't allow horseplay in or around the spa
- Never allow glass objects in the spa
- Do not drink alcoholic beverages before or during spa use
- Always remove cover completely before using the spa

GENERAL CHEMICAL SAFETY

- Always read the instruction label on chemical products
- Always adhere to the instructions printed on the product label
- Always handle chemicals in a well ventilated area, preferably outdoors
- Always keep chemicals out of the reach of children
- Always wash hands after handling chemicals
- Always store chemicals in a cool, dry place
- Always put the lids back on chemical containers
- When pre-dissolving products always use a clean container
- Never use chemicals that don't have an instruction label
- Never mix chemicals
- Never dose chemicals when there are bathers in the spa

Problem solving chart

SYMPTOM	CAUSE	REMEDY
Poor chemical efficiency/ Increased chemical consumption	High TDS	Consider if time to drain/refill
Too much chlorine	Overdose	Allow time to naturally dissipate or buy a chlorine reducer
pH hard to control	Alkalinity low	Seek advice on how to raise total alkalinity
Cannot maintain chlorine levels	Chlorine demand of water too high at start up, after holidays or due to excess contamination or neglect	Shock dose with double dose of chlorine Repeat after 24 hours if necessary
Foaming water	Oils/detergents present	Use FoamAway
Cloudy water	Poor chemical controls or Inadequate filtration	Clean cartridges or consider if time to drain and refill. Retest water and add chemicals, if necessary
Rough Spa sides/edges	Scale formation	Ensure pH levels are correct and if scale persists use Spa ScaleAway to stop calcium precipitating out of water
No colour change on test strip dip test	Too high chlorine leading to bleaching of indicator pads (over 15ppm chlorine)	Check expiry date on test strips. Wait for chlorine level to drop and re-test
Test results vary	Air bubbles can increase pH temporarily and reduce alkalinity	Test when system turned 'off' for true results
Waterline grease contamination	Detergents/oils/greases present	Use Spa Perfect to eliminate contamination

Warning & danger hazards



Product Description (NH = Non Hazardous)

AquaSParkle Spa Balancers					
Spa Hardness Plus	✓				
Spa T.A. Plus (NH)					
Spa pH Plus	✓				
Spa pH Minus		✓			
Spa ScaleAway	✓				

AquaSParkle Spa Sanitisers					
Stabilised Chlorine Granules	✓		✓		
Multifunctional Chlorine Tablets	✓		✓	✓	
Bromine Granules	✓		✓		
Spa Bromine Tablets	✓		✓	✓	
Bromine Pod	✓	✓	✓	✓	
Ezy Float	✓		✓	✓	

AquaSParkle O ₂ Gentle					
O ₂ Gentle Granules	✓	✓			
O ₂ Gentle Liquid			✓		

AquaSParkle Spa Oxidisers					
Spa Fusion Aqua Sachet	✓		✓	✓	✓
Spa Non Chlorine Shock	✓	✓			
Spa Rapid Shock		✓	✓	✓	



Product Description (NH = Non Hazardous)

AquaSParkle Spa Specialities					
Spa Surface Cleaner	✓				
Immerse Aqua Sachet		✓	✓		
Spa Cartridge Cleaner		✓			
Spa Sparkle (NH)					
Spa FoamAway (NH)					
Spa ScaleAway	✓				
Spa Hot Tub Flush		✓			
Spa Instant Filter Cleaner	✓				
Hot Tub Conditioner Aqua Sachet (NH)					
Spa Clarity Cubes (NH)					



Technical Support

This guide is quite comprehensive but if you require further technical support, please contact your AquaSParkle Supplier or use the Technical Helpline number opposite.

Your AquaSParkle Supplier:



CLS

COMMERCIAL LEISURE SUPPLIES

Complete Pool Controls Ltd

Unit 2, The Park, Stoke Orchard, Bishops Cleeve,
Gloucestershire. GL52 7RS

Technical Helpline: 0371 2229084

www.aquasparkle.co